

Customer Name:

Customer Reference:

Thank you for choosing to use Gowercroft Joinery, we are delighted to be working with you. On the back of customer feedback, we have created a specification sheet to ensure clarity and ease of decisions. Please go through and mark the sheet to select options and return this together with the signed contract. Please note that if specification cannot be tied down early in the process or late changes are made, then we reserve the right to change or extend lead-times accordingly.

We always welcome customers to visit our workshop for a tour and to select from physical options; if you would like to arrange this, then please call the Sales Office on **01773 300510**.



Have you considered upgrading to Accoya timber?

Accoya is the world's leading high technology wood. Created from sustainably sourced softwood; it matches or exceeds the durability, stability and beauty of the very best tropical hardwoods. The technology behind Accoya is based on acetylation, a process that has been studied by scientists around the world for more than 75 years. This method of improving wood has been proven to deliver such superior performance that it has long been used as the "gold standard" against which other methods are measured.

The end user can expect a number of benefits from using this timber:

- The stability of the timber will increase the lifespan of all external products. Typically, we would expect our hardwood products to last for 50 years in external service with maintenance adhered to. Accoya should add a further ten years to this service life. As you will note from some of the old windows and doors still in service in the UK, products can last significantly longer than these quoted figures if well maintained.
- The hard and consistent structure produces a finer finish under sanding, and the lack of absorption of water from the paint mean that the final finish quality is better than for hardwood products. We can achieve a greater finish still by undergoing a grain fill process prior to painting.
- This timber can be grown in 25 years, but will last 60 years in application – thus making it a net absorber of CO² and an incredibly green building material.

☐







All door leafs are already priced in Accoya as standard. We can convert all Red Grandis products to Accoya for an additional cost. If this is of interest, then please tick the box and we will send across a price. (This does not include any items not constructed from Red Grandis; i.e windowboards).

Window Handles







All window handles in this section offer full multipoint locking functionality. This gives additional resistance to break in, as well as offering a secure night vent facility.

for items
Hardwick Flush Casement
Acadia Flush Casement
Wollaton Mock Sliding Sash

STANDARD INLINE

Black	Antique Black	Bright Chrome	Hardex Bronze	Hardex Graphite	Hardex Gold
					
<input type="checkbox"/>	<input type="checkbox"/>	<input type="checkbox"/>	<input type="checkbox"/>	<input type="checkbox"/>	<input type="checkbox"/>

STANDARD OFFSET (either left or right to suit)

Black	Antique Black	Bright Chrome	Hardex Bronze	Hardex Graphite	Hardex Gold
					
<input type="checkbox"/>	<input type="checkbox"/>	<input type="checkbox"/>	<input type="checkbox"/>	<input type="checkbox"/>	<input type="checkbox"/>

These handles are a high quality finish, machined window handle. The majority of our customers select this style as they are functional, reliable and offer a clean, chic look. These come with a full 10-year guarantee.

I would like my products to have enhanced ironmongery to comply with PAS-24 standards for Part Q compliance on building regulations. ☐

Premium Window Handles

Our multipoint locking system will function with any Espagnolette window handle.

for items
Hardwick Flush Casement
Acadia Flush Casement
Wollaton Mock Sliding Sash

Monkey Tail & Tear Drop

Additional charge per handle

Fab&Fix Monkey Tail



- Antique Black ☐
- Bright Chrome ☐
- Hardex Graphite ☐
- Hardex Gold ☐

Fab&Fix Tear Drop



- Antique Black ☐
- Bright Chrome ☐
- Hardex Graphite ☐
- Hardex Gold ☐

Monkey tail & Tear Drop handles from Fab&Fix are a high quality finish, machined window handle. These offer a traditional style, but without the reliability issues of forged handles. These come with a full 10-year guarantee.

From the Anvil Heritage Range

Additional charge per handle

Reeded



- Polished Brass ☐
- Aged Brass ☐
- Aged Bronze ☐
- Polished Nickel ☐
- Polished Chrome ☐
- Polished Bronze ☐

Newbury



- Polished Brass ☐
- Aged Brass ☐
- Aged Bronze ☐
- Polished Nickel ☐
- Polished Chrome ☐
- Polished Bronze ☐

Please note that these items may have a hand produced finish, giving individual character to each product. Some surface blemishes may occur, including small porosity indentations. These handles have a 10-year guarantee on functionality but do not have a guarantee on the finish, which will wear with time.

Additional requests/instructions:






Window Handles Tilt & Turn Style

for items
Kedleston Tilt and Turn
Kruger Tilt and Turn

Tilt & Turn handles offer locking around the entire perimeter of the frame to give enhanced security and performance.

Sensei Range



Handle Colour		
	Bright Chrome	Included <input type="checkbox"/>
	Hardex Gold	Included <input type="checkbox"/>
	Hardex Bronze	Included <input type="checkbox"/>
	Antique Black	Included <input type="checkbox"/>
	Hardex Graphite	Included <input type="checkbox"/>

These handles are a high quality finish, machined window handle. The majority of our customers select their style as they are functional, reliable and offer a clean, chic look. They come with a full 10-year guarantee.

Additional requests/instructions:

Heritage Window Handles

for items
Richmond Flush Casement

Monkey Tail and Tear Drop handles from Fab & Fix are a high quality finish, machined window handle. These offer a traditional style, but with a lower cost and increased perfection of finish compared to forged or hand finished handles. They are functional and long lasting but without adding the glamour of a hand made traditional ironmongery option.

Monkeytail Fastener and Casement Stay



Tear Drop Fastener and Casement Stay



Stays are 10" for all windows utilising these handles. The placement of the stays may not be central and may not be the same on every window. This will be done to maximise compression on the gasket and improve the security of the windows. Some narrower windows may not have any casement stays.

Heritage Window Handles

for items
Richmond Flush Casement

Traditional hand finished options manufactured in the U.K. to suit a heritage type casement window. Stays are 8", 10" or 12" depending on the window. All stays include a security pin for secondary locking.

Monkeytail Fastener and Casement Stay



Pear Drop Fastener and Casement Stay



Reeded Fastener and Casement Stay



Please note that these items may have a hand produced finish, giving individual character to each product. Some surface blemishes may occur, including small porosity indentations. These handles have a 10-year guarantee on functionality but do not have a guarantee on the finish, which will wear with time.


Door Handles

All door handles in this section offer full multipoint locking functionality. This gives additional resistance to break in.

for items
Melbourne Doors
Churchill Doors
Denali Doors







Heritage



-  Hardex Chrome ☐
-  Hardex Gold ☐
-  Antique Black ☐
-  Hardex Graphite ☐


Balmoral



- | | | | |
|---|--|---|--|
|  | Hardex Chrome <input type="checkbox"/> |  | Hardex Graphite <input type="checkbox"/> |
|  | Hardex Gold <input type="checkbox"/> |  | Antique Black <input type="checkbox"/> |
|  | Hardex Bronze <input type="checkbox"/> |  | Black <input type="checkbox"/> |

Architectural



-  Hardex Chrome ☐
-  Hardex Gold ☐
-  Hardex Bronze ☐
-  Hardex Graphite ☐

Heritage, Architectural and Balmoral Lever handles are a high quality finish, machined door handles. These styles are functional, reliable and offer a clean, door look. They come with a full 10-year guarantee.

Letter Plates

We typically place horizontal letter plates in the centre of the door, about 1/3 of the way up, sited in the mid-rail of a door. If you would prefer a different location, then please explain below

for items
Melbourne Doors
Churchill Doors
Denali Doors

Heritage



Hardex
Chrome ☐



Hardex
Gold ☐



Antique
Black ☐



Hardex
Graphite ☐

Architectural




Hardex
Chrome ☐



Hardex
Gold ☐



Antique
Black ☐



Hardex
Graphite ☐

These letter plates offer a high quality finish, based on a machined product. They are functional, reliable and secure. They come with a full 10-year guarantee.

ADDITIONAL REQUESTS/INSTRUCTIONS:

.

Door Knockers

We typically place door knockers in the centre, about 2/3s of the way up a fully paneled door. On a glazed door, the knocker would be placed on the door stile, about 2/3s of the way up. If you would prefer a different location, then please explain below.

for items
Melbourne Doors
Churchill Doors
Denali Doors







Heritage Ring Knocker (Bull Ring)



- | | | |
|---|-----------------|--------------------------|
|  | Hardex Bronze | <input type="checkbox"/> |
|  | Bright Chrome | <input type="checkbox"/> |
|  | Hardex Graphite | <input type="checkbox"/> |
|  | Hardex Gold | <input type="checkbox"/> |

Urn Knocker



- | | | | | | |
|---|---------------|--------------------------|---|-----------------|--------------------------|
|  | Hardex Gold | <input type="checkbox"/> |  | Hardex Bronze | <input type="checkbox"/> |
|  | Antique Black | <input type="checkbox"/> |  | Bright Chrome | <input type="checkbox"/> |
|  | Black | <input type="checkbox"/> |  | Hardex Graphite | <input type="checkbox"/> |

Architectural Knocker



- | | | |
|---|-----------------|--------------------------|
|  | Hardex Bronze | <input type="checkbox"/> |
|  | Bright Chrome | <input type="checkbox"/> |
|  | Hardex Graphite | <input type="checkbox"/> |
|  | Hardex Gold | <input type="checkbox"/> |

These door knockers offer a high quality finish, based on a machined product. They are functional and reliable. They come with a full 10-year guarantee.

ADDITIONAL REQUESTS/INSTRUCTIONS:







House Numbers

for items
Melbourne Doors
Churchill Doors
Denali Doors

Number and/or letter required

These styles and colours match the standard range of window and door ironmongery. The items are not included in the product guarantee.



Plate Colour		
	Black	<input type="checkbox"/>
	Bright Chrome	<input type="checkbox"/>
	Hardex Gold	<input type="checkbox"/>
	Hardex Bronze	<input type="checkbox"/>
	Antique Black	<input type="checkbox"/>
	Hardex Graphite	<input type="checkbox"/>




ADDITIONAL REQUESTS/INSTRUCTIONS:

We place numbers on the frame jamb, about 2/3s of the way up. If you would prefer a different location, then please explain below.

Spyhole



Fab & Fix 160 Degree Door Viewer
This will be placed appropriately in the centre of the door at roughly eye height for the average UK female.

	Polished Brass	<input type="checkbox"/>
	Antique Black	<input type="checkbox"/>
	Polished Chrome	<input type="checkbox"/>

Cat flaps

We install cat flaps into any panel of any door as required, but would request that you purchase this item directly to your requirements and send it to us prior to manufacturing commencing. Any additional charge relates to the work required in the installation of the cat flap.

Door Handles

These door handles are specifically for any doors with magnetic locking mechanisms. These are designed to allow multiport security, but without the need for lever handles. If your door isn't already specified with a magnetic lock it will be upgraded to fit.

for items
Melbourne Doors
Churchill Doors
Denali Doors

Modern Set

Various lengths available



Flat Inline Stainless Steel Bar Door Handle

304 Grade Stainless Steel handles to both faces of the door, with through fixings.



Square Stainless Steel Escutcheon

304 Grade Stainless Steel back to back escutcheons.



Stainless Steel
400 mm Bar

Stainless Steel
600 mm Bar

Stainless Steel
800 mm Bar

Stainless Steel
1000 mm Bar



Stainless Steel
1200 mm Bar



Stainless Steel
1400 mm Bar



Stainless Steel
1600 mm Bar



Stainless Steel
1800 mm Bar



Accessories for above set (Matching finishes)



Architectural Knocker

Overall size:
180 mm x 35 mm

Finish	Knocker	Letterplate
	<input type="checkbox"/>	<input type="checkbox"/>

Architectural Letterplate and Cover

Overall size: 316 mm x 88 mm



These items are a high quality finished machined product. They come with a full 10-year guarantee.

Door Handles

These door handles are specifically for any doors with magnetic locking mechanisms. These are designed to allow multiport security, but without the need for lever handles.

for items
Melbourne Doors
Churchill Doors
Denali Doors

Heritage Set

Art Deco Door Knob






External only with fixing bolt through to internal face of door.
Knob size: 81 mm
Projection: 78 mm
Rose size: 90 mm

Euro Door Back-to-Back Pull



Matching bolt-through fixings which are concealed externally. Allows you to pull the door shut from either side.
Overall size: 90 mm x 50 mm

	Black	<input type="checkbox"/>
	Pewter	<input type="checkbox"/>
	Aged Brass	<input type="checkbox"/>

	Polished Nickel	<input type="checkbox"/>
	Polished Chrome	<input type="checkbox"/>
	Aged Bronze	<input type="checkbox"/>

Accessories for above set (Matching finishes)









Period Slimline Art Deco Knocker

Overall size:
148 mm x 90 mm



Period Letterplate & Cover

Overall size:
324 mm x max 108 mm

	Black	<input type="checkbox"/>
	Pewter	<input type="checkbox"/>
	Aged Brass	<input type="checkbox"/>
	Polished Nickel	<input type="checkbox"/>
	Polished Chrome	<input type="checkbox"/>
	Aged Bronze	<input type="checkbox"/>

Please note that these items have a hand produced finish, giving individual character to each product. Some surface blemishes may occur, including small porosity indetations. These items have a 10 year guarantee on functionality but do not have a guarantee on the finish, which will wear with time.





Panoramic Doors

Extended handles allow effortless lifting of the door away from the track and full-perimeter locking when the door is closed.

for items
Perveril Lift and Slide Doors
Lomond Lift and Slide Doors



Lift and Slide handles



	Satin Chrome	<input type="checkbox"/>
	Polished Chrome	<input type="checkbox"/>
	Polished Brass	<input type="checkbox"/>
	Dark Bronze	<input type="checkbox"/>

All handles are a high quality finish, machined door handles. These come with a 10 year guarantee.

Lift and Slide tracks

Satin Aluminium	<input type="checkbox"/>
-----------------	--------------------------

With Lift and Slide doors, you have an option to select different handles for the inside and outside of the door. When selecting these, please consider how you will use the door and your requirements for accessibility.

	 Full access with cylinder to allow locking.	 Ability to slide unlocked and opened door often used externally.	No handles at all, no ability to unlock or operate doors.
External	<input type="checkbox"/>	<input type="checkbox"/>	<input type="checkbox"/>
Internal	<input type="checkbox"/>	<input type="checkbox"/>	<input type="checkbox"/>

Bifolding Doors

All door handles from the standard door range can be used with these products, but there are a number of other peripheral ironmongery items to consider when choosing.

for items
 Tutbury Bifold Doors
 Halifax Bifold Doors
 Brecon Bifold Doors

The Master/Access Panel Handle

Heritage ☐



Architectural ☐



Balmoral ☐



Hardex Bronze ☐

Hardex Chrome ☐


Hardex Graphite ☐

Hardex Gold ☐

Antique Black ☐



Peripheral Items



Intermediate Locking Handles


These non locking handles are used on intermediate doors to securely lock the doors into the frame at the top and bottom ends simultaneously.


Polished Chrome ☐

Polished Gold ☐

Black ☐

Brushed Chrome ☐






Magnetic Catches

These are used to seuvre the door leafs into an open position. These will be supplied unfitted with the doors and can be easily located to suit customer requirements on site.

White ☐


Grey Ral 7016 ☐



Polished Chrome ☐

Black ☐

Brushed Chrome ☐



If not stated we will match the peripheral ironmongery to the main door handle.

Gowercroft | Peripherals




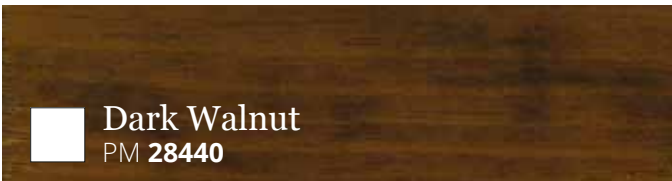
Product Finish

All paint finishes are water-based and come with a full 10-year guarantee. All stain finishes are water-based and come with a full 5-8 year guarantee.

Popular Paint Colours

 <div>Cavendish Cream PM 31324</div>	 <div>Arkwright Off-White PM 28446</div>	 <div>Booth PM 31635</div>
 <div>Darwin Bright White PM 31638</div>	 <div>Lawrence PM 31188</div>	 <div>Royce PM 31636</div>
 <div>Strutt Yellow PM 31189</div>	 <div>Nightingale PM 31637</div>	 <div>Stephenson PM 31038</div>

Popular Stain Colours

 <div>Grand Oak PM 31802</div>	 <div>Dark Oak PM 28438</div>
 <div>Light Walnut PM 28439</div>	 <div>Dark Walnut PM 28440</div>

ADDITIONAL REQUESTS/INSTRUCTIONS:

If none of the above finishes match your desired finish, or you are looking for a split colour finish, then please give instructions below.

Please be aware of the following surcharges:

Split colour and split paint/stain finishes available at extra cost.
Matching a single paint/stain finish: subject to a £50.00 + VAT charge on projects with total order values below £5,000.00 + VAT. Included for free on larger projects.

Obscure Glass Finish

Please select your desired finish for any glass in your property with obscure glazing. The range shown below is our standard selection included in the original pricing; other options are available at a premium. If you would like different obscure glass in different windows, then please mark product references in the boxes provided.

STANDARD RANGE

Obscure glass is an additional cost except where already included in quotation.

Chantilly

£

Item references requiring this glass



Charcoal Sticks

£


Item references requiring this glass



Contora

£

Item references requiring this glass



Digital

£


Item references requiring this glass



Everglade

£

Item references requiring this glass



Florielle

£

Item references requiring this glass



Mayflower

£


Item references requiring this glass



Minster

£

Item references requiring this glass



Oak

£

Item references requiring this glass



Pelerine

£

Item references requiring this glass



Taffeta

£

Item references requiring this glass



Arctic™

£

Item references requiring this glass



Autumn™

£

Item references requiring this glass



Cotswold™

£

Item references requiring this glass




Flemish™

£

Item references requiring this glass	

Frosted (also referred to as acid etched or sand blasted)

££

Item references requiring this glass	

Stippolyte™

£

Item references requiring this glass	

Sycamore™

£

Item references requiring this glass	

Premium Oriel Range

Please select your desired finish for any glass in your property with obscure glazing. The range shown below is Premium Oriel Range, this cost is additional to any already included on the quotation. If you would like different obscure glass in different windows, then please mark product references in the boxes provided.

Warwick

££

Item references requiring this glass	

Brocade Oriel

£££££

Item references requiring this glass	

Brocade Oriel Texture

£££££

Item references requiring this glass	

Canterbury

£££££

Item references requiring this glass	

Canterbury Oriel

£££££

Item references requiring this glass



Laurel Oriel

£££££

Item references requiring this glass



Laurel Oriel Texture

£££££

Item references requiring this glass



ADDITIONAL REQUESTS/INSTRUCTIONS:

Glazing Options

All of our glass comes with a full 10-year guarantee against unit breakdown.

All products are internally glazed as standard, with full integrated drainage, high security closed-pore glazing tape to both faces and silicone seal internally and externally.



Means this glass complies with Part Q of building regulations required for accesible doors in new build properties.



ComfortPack £

The standard option represents what has become the modern standard for energy efficient double glazed windows.

Energy performance: **centre pane U-value is 1.1**

Acoustic performance: **RW31dB**

UNIT MAKE-UP

Outer pane	Diamant	4mm
Cavity	Argon-filled	20mm
Inner pane	Low-E, Total+	4mm*



Security Pack ££

With enhanced security and basic acoustic protection, the Security option builds on the energy efficiency and winter comfort properties of the Comfort option for double glazed windows.

Energy performance: **centre pane U-value is 1.1**

Acoustic performance: **RW35dB**

UNIT MAKE-UP

Outer pane	Planilux	6.8mm
Cavity	Argon-filled	16mm
Inner pane	Low-E, Total+	4mm*



Energy Pack ££

The Energy option provides a highly energy efficient solution for triple glazed windows. Triple glazed units allow a high level of solar heat gain, capturing free heat energy from natural daylight to warm the home.

Energy performance: **centre pane U-value is 0.7**

Acoustic performance: **RW35dB**

UNIT MAKE-UP

Pane 1	Diamant	4mm
Cavity	Argon-filled	16mm
Pane 2	Low-E, Total+	4mm
Cavity	Argon-filled	12mm
Pane 3	Low-E, Total+	4mm



Silence Pack £££

The Silence option represents a glazing specification that delivers real peace and quiet for those customers who want to escape from the hustle and bustle of the outside world.

Energy performance: **centre pane U-value is 1.2**

Acoustic performance: **RW37dB**

UNIT MAKE-UP

Outer pane	Eco PVB interlayer	6.4mm*
Cavity	Argon-filled	12mm
Inner pane	Stadip Silence	8.8mm*



Ultimate Pack ££££

The Ultimate option offers homeowners the optimum performance characteristics available for triple glazed window units.

Energy performance: **centre pane U-value is 0.7**

Acoustic performance: **RW=38dB**

UNIT MAKE-UP

Pane 1	Diamant	6.0mm
Cavity	Argon-filled	12mm
Pane 2	Low-E, Total+	4mm
Cavity	Argon-filled	12mm
Pane 3	Low-E, Total+	6.8mm*



Please note that the order of panes within these glass packs may be changed to incorporate other features of your project better; i.e. obscure glazing. This is at our discretion but will not alter the overall performance characteristics given.



LandVac Vacuum Glazing

££££££

The future of fenestration! Vacuum glazing offers exceptional energy performance and acoustic value. This ultra thin profile means using either the heritage or frontier window and door range.

Energy performance: centre pane U-value is 0.48

Acoustic performance: RW39dB

UNIT MAKE-UP

Outer pane	Clear	4.0mm
Cavity	Vacuum Filled	0.3mm
Inner pane	Low-E	4.0mm



Security Vacuum Glazing

££££££

As the LandVac Vacuum Glazing, but with the added benefit of a laminated outer pane for compliance with P1A security standards.

Energy performance: centre pane U-value is 0.48

Acoustic performance: RW41dB

UNIT MAKE-UP

Outer pane	Eco PVB Interlayer	6.8mm
Cavity	Vacuum Filled	0.3mm
Inner pane	Low-E	4.0mm



A guide to Vacuum Glazing

The future of glass units, offering extreme performance in an ultra thin and highly sustainable unit. Note that this glass has small pillars within the unit which are visible when close up and plugs/getters which can be visible in very large glass units. Please ask if you need any further assistance with this product.

U-values: A U-value is the rate of heat loss through a material. The lower the U-Value, the less heat will be lost and the more efficient (and money saving) the unit will be.

Acoustic Performance: Acoustic performance levels are expressed using the index Rw (C; Ctr) expressed in decibels (dB) Rw is used to categorise products and compare them to one another. A higher number represents a higher percentage reduction of the noise frequency. The Rw value is not normally used to assess the sound insulation level of a particular element. For noise containing predominantly high- and medium-range frequencies, the sound insulation level of a product is determined using the index $R_w + C = RA$.

A guide to spacer bars

A spacer bar is used to separate the panes of glass in a double or triple glazed unit. Under current building regulations, spacer bars are required to be warm edged to reduce thermal transmittance between panes. Bonded bars are simply spacer bars used back-to-back to separate plant-on glazing bars – giving the illusion of depth and mimicking traditional style.



SPACER BAR COLOUR




Black warm edge spacer. This is our standard option. It gives the impression of a shadow in the rebate. £



Grey warm edge spacer. This is a premium option. £



White warm edge spacer. This is a premium option. Please note that the white spacer can be susceptible to fading/ greying under UV light. £



Ironmongery Selection

We offer a full suite of traditional ironmongery as standard with our sliding sash windows. This typically includes two lockable fitch fasteners, two sash lifts and two sash limiters. These items are available in four traditional finishes as shown below. We can also offer sash pulls at an additional cost.

for items
Chatsworth Sliding Sash
Tatra Sliding Sash

DESIRED IRONMONGERY FINISH

Antique Black ☐

Bright Chrome ☐

Hardex Graphite ☐

Hardex Gold ☐



Recessed finger pull included as standard. This allows for the sashes to pass one another for easy cleaning.



Lockable Fitch fastener – 1 or 2 at strategic points to allow easy operation. This handle is Part Q compliant on our windows.

Number included depends on width of window.



Sash lifts – 2 no. on the bottom rail of the bottom sash often to align with fitch fasteners.



Angel Locks – 2 no. retractable locks cut into the stiles of the top sash, with accompanying protective plates screwed into the top of the midrail of the bottom sash. These items are typically included as standard. If you would like these on your windows, please mark below.

☐ Include Angel Locks on all windows

☐ Include Angel Locks only on the following windows:

Angel Locks maximum opening gap when engaged is set to 100mm. If you would prefer a different gap please advise.

Ironmongery Selection






We offer a full suite of traditional ironmongery as standard with our heritage sliding sash windows. This includes two lockable fitch fasteners, two sash lifts and two sash pulley. We can also offer sash limiters at an additional cost.

for items
Winston Sliding Sash
Belton Yorkshire Sash

Hook Fastener and Sash Lift

Included in price



- | | | |
|---|-----------------|--------------------------|
|  | Polished Brass | <input type="checkbox"/> |
|  | Antique Pewter | <input type="checkbox"/> |
|  | Black | <input type="checkbox"/> |
|  | Polished Chrome | <input type="checkbox"/> |
|  | Beeswax | <input type="checkbox"/> |

Please note that these items may have a hand produced finish, giving individual character to each product. Some surface blemishes may occur, including small porosity indentations. These handles have a 10-year guarantee on functionality but do not have a guarantee on the finish

Angel Locks



Angel Locks – 2 no. retractable locks cut into the stiles of the top sash, with accompanying protective plates screwed into the top of the midrail of the bottom sash. These items are typically included as standard. If you would like these on your windows, please mark below.

- ☐ Include Angel Locks on all windows
- ☐ Include Angel Locks only on the following windows:

Angel Locks maximum opening gap when engaged is set to 100mm. If you would prefer a different gap please advise.

These items are only available in Bright Chrome, Satin Chrome and Polished Brass. We will select a finish best to suit your above selection. If you have another preference please let us know.



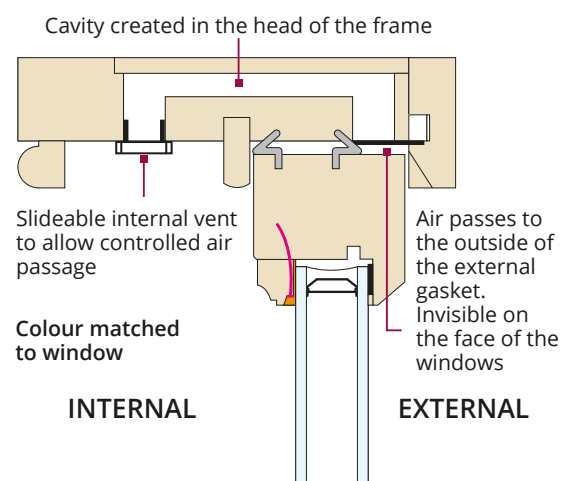
Our Winston sliding sash windows include a recessed finger pull to the inside top rail of the top sash. This allows the sashes to pass one another for easy cleaning.

Trickle ventilation

Changes to building regulations have meant that newly built properties are required to achieve certain levels of background ventilation to prevent stagnant air and mould. In many cases, this will be achieved either through the use of air-bricks or controlled ventilation systems. In some cases, it will be required for the windows and doors to provide that ventilation. The strategy for achieving this will vary in each planning authority and we would suggest that wherever possible sash limiters are used. In rare cases, you will be required to include trickle vents in the windows; these are not included as standard unless otherwise stated in your quotation documents.

☐ Sliding Sash Concealed trickle ventilation in the head of the frame.

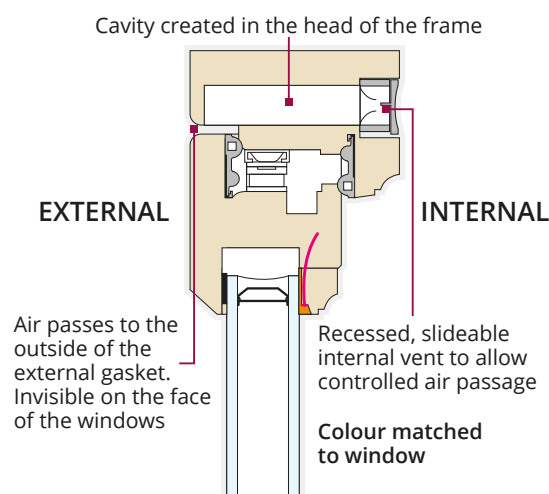
This system is shown below, with the airflow passing through the head of the frame and not being visible on either face of the window. This system has a less negative effect on the traditional aesthetics of the sash window. This is based on a paint-matched sliding vent to the inside with full gasketing to ensure a draught-proof fit and a concealed fly screen inside the cavity.



Sliding sash with spiral balances

☐ Flush Casement Concealed trickle ventilation in the head of the frame.

This system is shown below, with the airflow passing through the head of the frame and not being visible on the external face of the window. This system has a less negative effect on the traditional aesthetics of the casement window. This is based on a paint-matched sliding vent to the inside with full gasketing to ensure a draught-proof fit and a concealed fly screen inside the cavity.



Flush casement window

The vents are available in two sizes depending on the window size and required ventilation level. Please include required ventilation levels in the notes below.

PLEASE MARK BELOW WINDOWS THAT REQUIRE VENTS:

☐ ALL WINDOWS ☐ NO WINDOWS ☐ A SELECTION OF WINDOWS

Trickle ventilation is also available on outward opening doors, but not inward opening doors. Please list below doors and windows which require trickle ventilation and the total requirement per window:

Gaskets and Silicones

Window Colour	Glazing Tape & Mastic Colour	Gasket/Brush Strip
Cavendish Cream PM 31324	Black, White or Grey to match spacer bar colour	White
Darwin Bright White PM 31638	Black, White or Grey to match spacer bar colour	White
Strutt Yellow PM 31189	Black, White or Grey to match spacer bar colour	White
Arkwright Off-White PM 28446	Black, White or Grey to match spacer bar colour	White
Lawrence PM 31188	Black, White or Grey to match spacer bar colour	Black
Nightingale PM 31637	Black, White or Grey to match spacer bar colour	Black
Booth PM 31635	Black, White or Grey to match spacer bar colour	Black
Royce PM 31636	Black, White or Grey to match spacer bar colour	Black
Stephenson PM 31038	Black, White or Grey to match spacer bar colour	Black
Grand Oak PM 31802	Black, White or Grey to match spacer bar colour	Black
Dark Oak PM 28438	Black, White or Grey to match spacer bar colour	Black
Light Walnut PM 28439	Black, White or Grey to match spacer bar colour	Black
Dark Walnut PM 28440	Black, White or Grey to match spacer bar colour	Black
Split Colour	Black, White or Grey to match spacer bar colour	Same rules as above to each side's colour

We make every effort to ensure the best possible match of gaskets and silicones on our joinery products and our standard selections are listed above. If you would prefer a different arrangement then please provide full details, otherwise we will progress your order on the basis of the above, or by our best judgement.

Thresholds, hinges and other miscellaneous ironmongery items

We will always endeavour to match these items as closely as possible to your selected handles on the project. Due to the variation in suppliers, the finish may not be an exact match. If you would like to discuss this or see any samples, please get in touch. We have never had any concerns raised by customers regarding our choices, but we prefer to be upfront.

Installation - Fixing Methods

Mechanical, foam and exterior mastic

Our standard fixing method is a combination of mechanical and foam fixing, with an exterior mastic. This gives a secure install and an excellent finish quality.

Please select mastic colour from options below:



Buff

☐

Grey

☐

Portland

☐

Black


☐

Cavity Closers

Cavity closers are an option for new build openings, which allow the builder to form the opening around the closer while we manufacture the windows. Cavity closers improve the energy efficiency of the building by reducing airflow into the cavity. Sizes and shapes vary, so pricing is upon application.

☐

I would like a quote.



Gowercroft Limited

Unit 1, Birchwood Way, Cotes Park, Alferton, Derbyshire DE55 4QQ

Company Registration: 3523806

Tel: (01773) 300510 **Email:** info@gowercroft.com

All contents of this booklet are subject to change. If an item becomes unavailable then we reserve the right to replace it with a similar item.